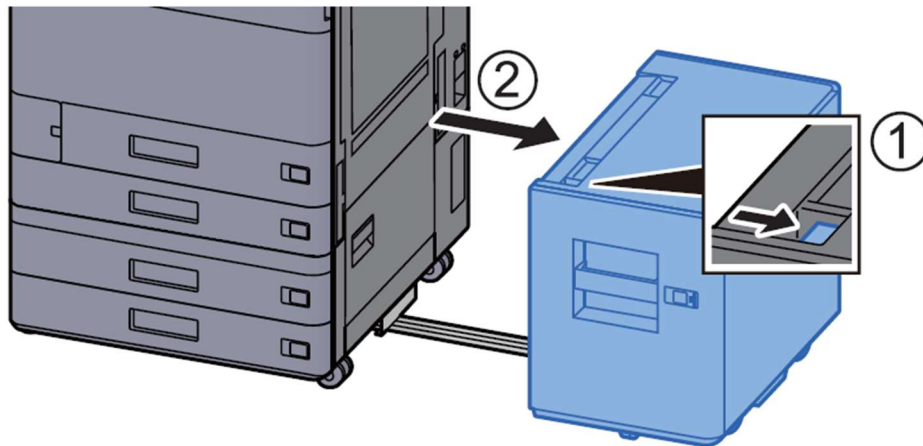


Remove any jammed paper in Right Cover 2 (500-sheet×2)

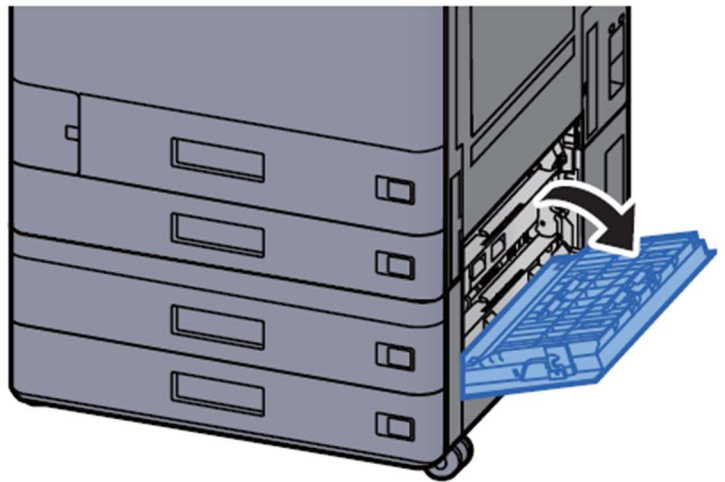
CAUTION

- Do not reuse jammed papers.
- If the paper tears during removal, be sure to remove any loose scraps of paper from inside the machine. Scraps of paper left in the machine could cause subsequent jamming.

1 If the optional side feeder is installed, detach the side feeder.




2 Open Right Cover 2.



3 Remove any jammed paper.



4 Return the cover to the original position.



5 If the optional side feeder is installed, return the side feeder to the original position.

